

Mission Statement

Vision

develop & nurture artistic talents, creative thinkers & innovative problem solvers

Value Statement

P
A
N
T
H
E
R

Vcdng"qh"Eqpvgpvu

Comprehensive Needs Assessment

Demographics

•
•
•


2:9"KO"Vgttgm"Cecfgo {"Hqt"UVGO
Igpctvgf"d{"Rncp6Ngctpkpi0eqo

8"qh"58"

Eco r wu"%442;272:9
Qevqdgtr"39."4245"34<28"RO

Student Learning





2:9"KO"Vgtgm"Cecfgo {"Hqt"UVGO
Ipgtvcgf"d{"Rncp6Ngctpkpi.leqo


:"qh"58"

Ec o r w u "%442;272:9
Qevqdt"39."4245"34<28"RO

School Processes & Programs

- ьмьλ(нкдьєн 1пдп дп л зпвг]дмгв з1в гп 1 гσ1 \$122нв лхєєвььрдσгмгнлн[л гьь©!©!!

-
-
-
-
-



Perceptions

Priority Problem Statements

Comprehensive Needs Assessment Data Documentation

Uvkvteq" I qcn"3 Increase the percentage of 3rd grade students who score at meets grade level or above on STAAR Reading from 34% to 47% by August 2024.

Uejqqn"Rgthqt o cpeg"Qdlgevkxg"4 Increase the percentage of first-time testers who score at Meets or above on STAAR English I from 83% to 91% by May 2024.

Increase the percentage of African American students or the student group that is most marginalized by instruction on our campus (gender, race, program, other) from 77% to 85% by May 2024.

Uvtevgi"3 Use classroom, district, state, and national data points to identify strengths and weaknesses in student learning. This will then be used by teachers to modify and scaffold lessons to deliver the best TIER 1 instruction needed to meet student needs and increase local and national assessment outcomes. Also, provide tutoring opportunities for students who need additional support

Uejqqn"Rgthqt o cpeg"Qdlgevkxg"4 Rtqdnng o "Uvcvg o gpvu

Uvwfgpv"Ngctpkpi

Fluvtker" I qcn"3 Increase the percentage of 3rd grade students who score at meets grade level or above on STAAR Reading from 34% to 47% by August 2024.

Uejqqn"Rgthqt o cpeg"Qdlgevkxg"5 Increase the percentage of testers who score at Meets or above on STAAR English II from 79% to 90% by May 2024.

Increase the percentage of African American students or the student group that is most marginalized by instruction on our campus (gender, race, program, other) from 68% to 85% by May 2024. Also, increase mastery from 17% to 25% by May 2024.

Uvtevgi {"3 Use classroom, district, state, and national data points to identify strengths and weaknesses in student learning. This will then be used by teachers to modify and scaffold lessons to deliver the best TIER 1 instruction needed to meet student needs and increase local and national assessment outcomes. Also, provide tutoring opportunities for students who need additional support




Fgoqiterjku

Key Indicator 4 Increase the percentage of 3rd grade students who score at meets grade level or above on STAAR Mathematics from 34% to 45% by August

Fkuvtkev" I qcn"5 Increase the percentage of students graduating with a CCMR indicator from 66.7% to 100% by June 2024.

Uejqqn"Rgthqt o cpeg"Qdlgev kxg"3 Increase the percentage of Grade 12 students attaining at least one CCMR indicator from 65% to 100% by May 2024. Increase the percentage of African American students or the student group that is most marginalized by instruction on our campus (gender, race, program, other) from TBD% to TBD% by May 2024.

Uvtevgi {"3 Create and use a system to track our seniors to ensure that they are meeting their CCMR indicators and auditing their transcripts to make sure they are not only on track to graduate but also to meet the required CCMR indicators requirements.

Uejqqn"Rgthqt o cpeg"Qdlgev kxg"3 Rtqdn g o "Uvtevg o gpvu<

Uvwfgpv"Ngctpkpi

Fkuvtker" I qcn"5<

Fkuvtker" I qcn"5 Increase the percentage of students graduating with a CCMR indicator from 66.7% to 100% by June 2024.

Uejqqn"Rgthqt o cpeg"Qdlgevkxg"5 Increase the percentage of students who have successfully mastered Algebra 1 by the end of 9th grade from 41% to 55% by May 2024.

Uvtcvgi {"3 TBD

--	--

Uejqqn"Rgthqt o cpeg"Qdlgevixg"5 Rtqdnq o "Uvcvg o gpvu<

Uvwfgpv"Ngctpkpi

Fluvtker" I qcr"6 Ensure all students have access to a safe, supportive and culturally responsive learning environment.

Uejqqn"Rgthqt o cpeg"Qdlgevkxg"3 Decrease the number and percentage of students who have excessive absences (1 or more courses below 90% attendance) from 12% to 6% by May 2024.

Uvtcvgi {"3 Create more opportunities to engage and educate our parents on the things that are happening on the campus and how they can support the goals of the campus.

Fkvtke" I qcn"6 Ensure all students have access to a safe, supportive and culturally responsive learning environment.

Uejqq"Rgthqt o cpeg"Qdlgevxg"6 Increase access to General Supplies to meet the academic, social, and emotional needs of ALL students

Uvtvgi {"3 Work with faculty & staff to identify their needs in the classroom and use Title 1 funds to provide general supplies to our teachers so that they can meet the needs of our students.

Fluvtkv" I qc"7 Ensure that all teachers have access to the resources they need to facilitate a nurturing yet rigorous learning environment that will meet the needs of all students.

Uejqqn" Rgthqt o cpeg" Qdlgevkg"3 Ensure that all teachers have access to the resources they need to facilitate a nurturing yet rigorous learning environment that will meet the needs of all students.

Uvcvgi {"3 Ensure that all teachers have access to the resources they need to facilitate a nurturing yet rigorous learning environment that will meet the needs of all students.

Uejqqn" Rgthqt o cpeg" Qdlgevkg"3 Rtqdn g o "Uvcvg o gpvu<

Rgtegrvkqpu

Fkuvtker" I qcn"7<

Site-Based Decision Making Committee

Campus Funding Summary

